

Capwall SERIES



FEATURES

- * Graphene supercapacitor cells
- * Safest technology
- * Ultra long cycle life
- * Extreme temperature
- * Highest energy transfer efficiency
- * Easy to install
- * Rarely maintenance

PERFORMANCE SPECIFICATIONS

Part Number	GTEM-48V5500-W	GTEM-48V8500-W	GTEM-48V15000-W
Energy storage	5.5KWh	8.5KWh	15KWh
Nominal Voltage	48V/DC	48V/DC	48V/DC
Maximum Charge Voltage	58V/DC	58V/DC	58.8V/DC
Discharge Cut-off Voltage	37.8V/DC	37.8V/DC	39.2V/DC
ESR/AC @1KHz 50% SOC	<10mΩ	<8mΩ	<6mΩ
Max. Continuous Charge Current	100A	100A	100A
Max. Continuous Discharge Current	100A	100A	100A
Power/Energy	0.926	0.617	0.347
Cells Self-discharge Rate	2% per month	2% per month	2% per month
Projected Cycle Life (25°C)	20,000 times	20,000 times	20,000 times
Round Trip Efficiency* ¹	95%	96%	98%
Recommended Depth of Discharge	≤90%	≤90%	≤90%
Maximum Depth of Discharge	100%	100%	100%
Cooling Method	Natural	Natural	Natural
Shell Material	Metal & ABS plastic	Metal & ABS plastic	Metal & ABS plastic
Parallel Connection	Up to 5sets	Up to 5sets	Up to 5sets
Monitoring Data	System voltage,current, temperature,SOC,SOH,cycle, cell's voltage	System voltage,current, temperature,SOC,SOH,cycle, cell's voltage	System voltage,current, temperature,SOC,SOH,cycle, cell's voltage

COMPLIANCE INFORMATION

Safety* ²	IEC62619,IEC62040
Transport	UN38.3,MSDS
CE	EN 62133:2013, EN 55032:2015+AC:2016, EN 55035:2017, EN 61000-3-2:2014, EN 61000-3-3:2013
Environmental	RoHS
Compatible Inverters	SMA,Sungrow,Goodwe

ENVIRONMENTAL SPECIFICATIONS

Environmental Protection	IP20
Operating Humidity	0~90% RH Non-condensing
Charge Temperature	0°C~+55°C
Discharge Temperature	-20°C~+60°C
Storage Conditions	-20°C~+40°C 25% ~ 95%RH SOC>30%, one full charge needed per two months

Remark:*¹ (1)At room temperature 25°C, charge-discharge at 100A.(2)Limited charge at 100A for resident energy storage, (3)At the beginning of life.

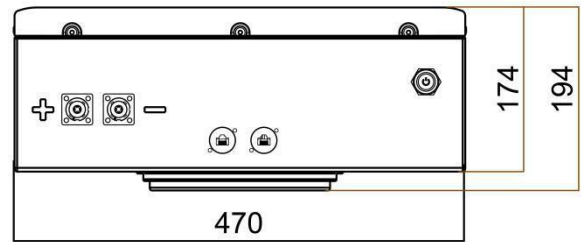
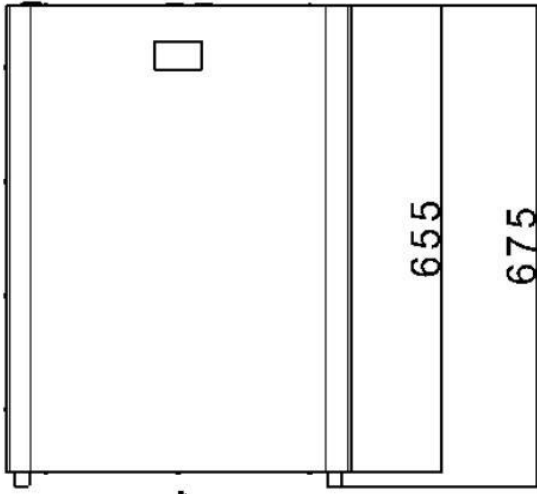
*²on testing,certificate will come soon.

GRAPHENE SUPERCAPACITOR BATTERY CAPWALL

MECHANICAL SPECIFICATIONS

Part Number	GTEM-48V5500-W
Weight	65Kg
Dimensions(WxDxH)	470x675x194(mm)
Mounting Options	Wall/floor

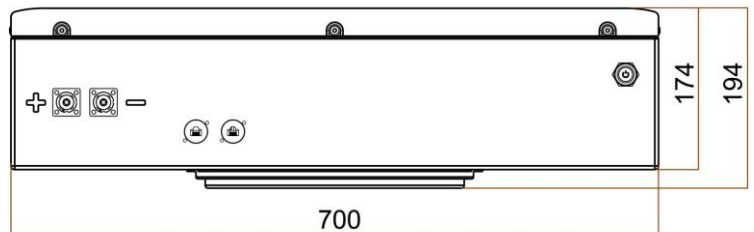
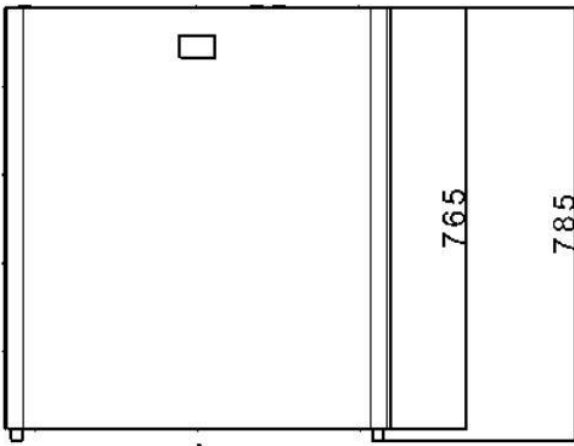
Dimensions and weight differ slightly for each batch. Contact Green Tech for additional information.



MECHANICAL SPECIFICATIONS

Part Number	GTEM-48V8500-W
Weight	88Kg
Dimensions(WxDxH)	700x785x194(mm)
Mounting Options	Wall/ floor

Dimensions and weight differ slightly for each batch. Contact Green Tech for additional information.

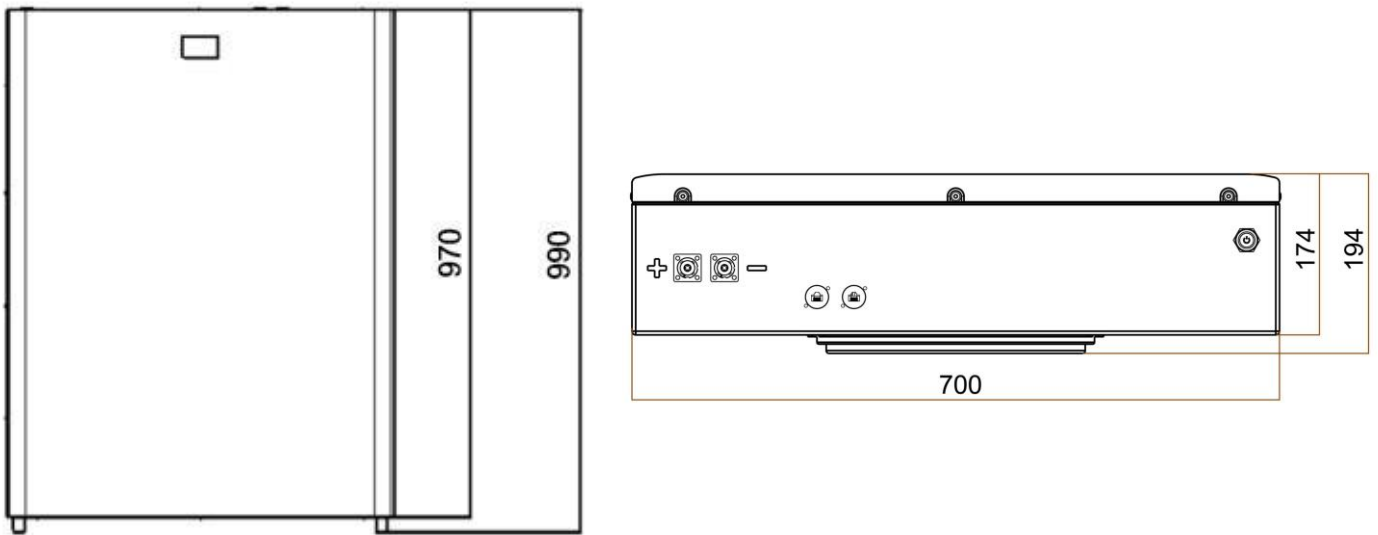


GRAPHENE SUPERCAPACITOR BATTERY CAPWALL

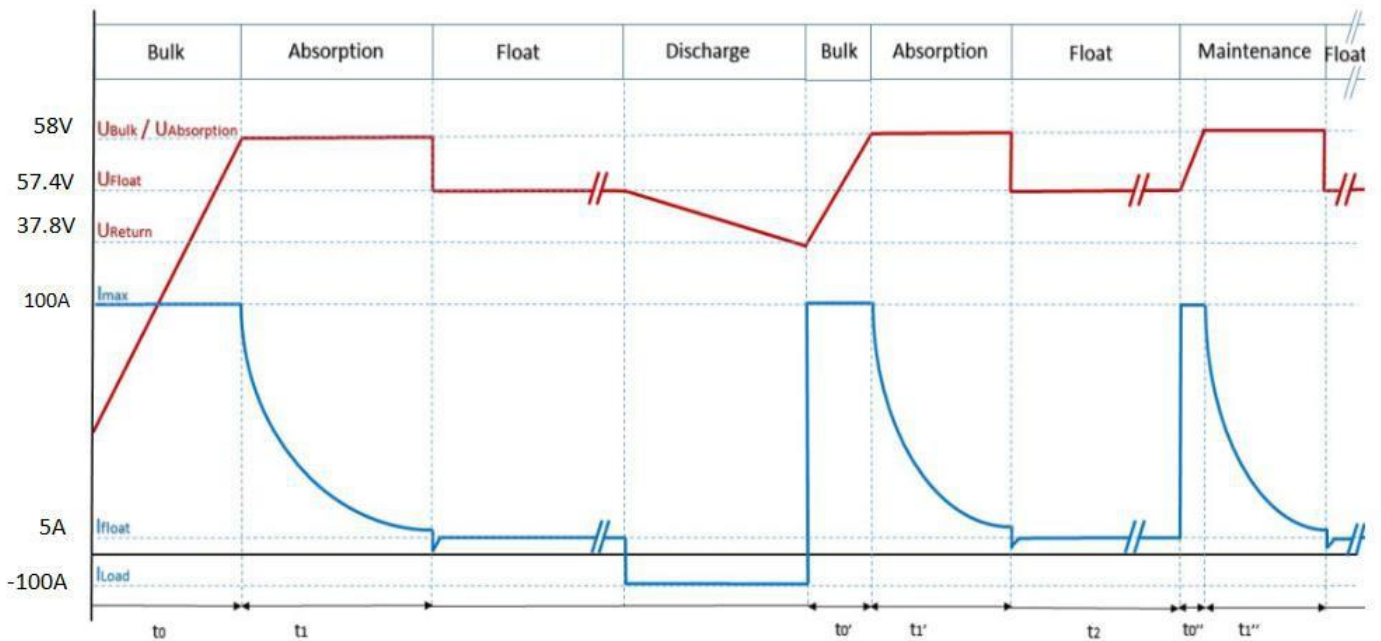
MECHANICAL SPECIFICATIONS

Part Number	GTEM-48V15000-W
Weight	116Kg
Dimensions(WxDxH)	700x990x194(mm)
Mounting Options	Wall/floor

Dimensions and weight differ slightly for each batch. Contact Green Tech for additional information.



CHARGING-DISCHARGING CURVE



Note: If the charger needs to set the floating charge voltage, it is recommended to set the U_{Float} value to 57.4V.